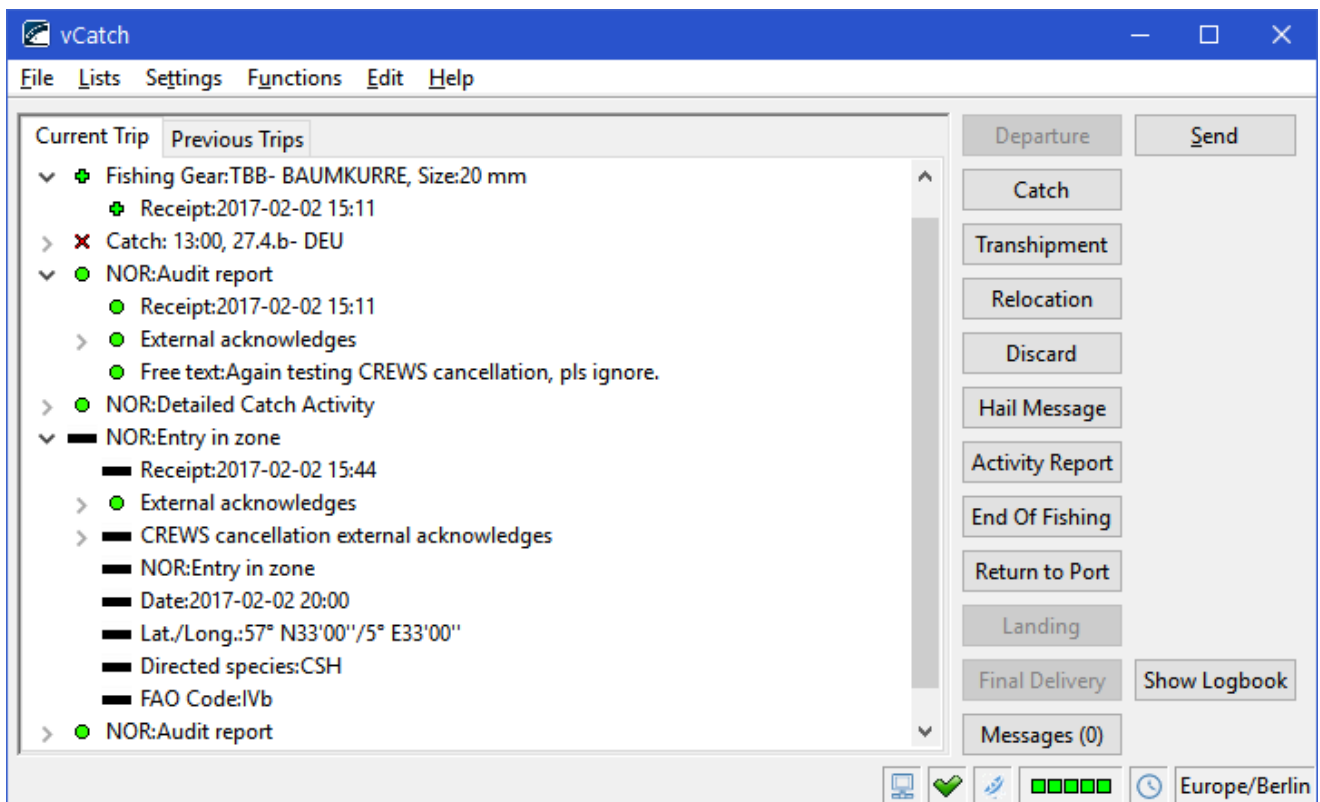


## Meaning of Symbols in vCatch Client

### General notes

The electronic logbook system vCatch shows the status of each log entry, and thus the success or failure in the log transfers in form of symbols on the main screen in front of each entry. In this window, the logbook is organized in a tree structure. More details of the tree can be opened by pressing the arrow [>] left of the entry. Press the arrow [v] to close the details again.

Note: Some old computers show [+] and [-] instead of arrows.








Electronic catch reports must be regularly transmitted to BLE and possibly to the coastal state. BLE will claim missing messages and according to Control Regulation 0404/2011, Article 40, a review of the reporting system will be arranged, when during one year more than three missing logbook messages have been detected.

Only green symbols are proof that a transfer was successful. By opening the related detail, you can see the reception time stamp of the vCatch server as proof of the successful transmission or possibly an error code. Messages with symbols that are not green are considered as not sent or not yet confirmed. If after a reasonable waiting time a symbol is still not turned green, there is a need for action!

The following table explains all vCatch symbols and proposes measures for fault elimination.





Ausgabe	Version	Dokumentenname/Zeichnungsnummer	Seite
02.03.2017	V4.1.0	Symbols.docx	1 von 6

## vCatch Symbole

Symbol	Meaning	Action
	<p><b>Not sent</b> The entry has not yet been sent or has been changed after transmission.</p> <p>It may happen that the entry turns back to a red symbol after transmission. Possibly an error message is displayed.</p>	<p>The entry will be transmitted when the send button is pressed next time.</p> <p>Please try to re-send. Check with BLE if an error has occurred and how to solve the problem.</p>
	<p><b>Transmission has been initiated</b></p> <p><b>Inmarsat-C:</b> The message has been encrypted, transferred to Inm-C terminal and will be transmitted automatically. This will require about 4 minutes.</p> <p><b>Internet:</b> The message has been encrypted and will be transmitted via Internet. This should be finished after one second.</p>	<p>Please wait until the transmission is finished and the symbol turns to yellow.</p> <p>Please wait at least 20 Minutes as satellite congestion could delay the transmission. In case the symbol remains blue, the reason could be a power failure of your Mini-C what would cancel the transmission. Please try to re-send your message. Shut down and re-start vCatch to enable your send-button.</p>
	<p><b>Transmission has been finished</b></p> <p><b>Inmarsat-C:</b> Your message has been sent to an Inmarsat-LES.</p> <p><b>Internet:</b> Your message has been sent to the vCatch server at BLE.</p> <p>The return message will require less than one minute on Internet connections and on Inm-C at least three additional minutes.</p>	<p>Please wait for the return message.</p> <p>On Inm-C connections please wait at least 20 and on Internet connections at least 5 minutes.</p> <p>In case the symbol remains yellow, please try as follows: 1) Re-start vCatch, wait additional 5 minutes 2) Re-send your message 3) Try another transmission channel 4) Ask for technical assistance</p>
	<p><b>Confirmation has arrived</b></p> <p>The logbook entry has received a time stamp for the successful transmission.</p>	<p>Success, no further action required.</p>
	<p><b>Your message has been rejected</b></p> <p>You logbook is not anymore synchronized with the logbook in server or a system error has occurred. Correction will not be possible.</p>	<p>Please ask BLE to check if a logbook synchronization or a release key can solve the problem. Agree with BLE whether to re-sent the complete trips logbook or how else to complete this logbook.</p>







## Additional Symbols from a Return Message of a Coastal State

Since May 2013 additional Symbols will be shown, giving you more information regarding the status of a message to a coastal state and the related return message. At least vCatch version 3.2.2 is required to get these additional symbols. At this time you will only receive these symbols in connection with Norwegian CREWS-messages.

Symbol	Meaning	Action
	<p><b>The coastal state has accepted your message</b></p> <p>In addition to the time stamp of the flag state server you will find a time stamp of the coastal state server in your logbook.</p>	Success, no further action required.
	<p><b>VCatch server has received your message and forwarded to the coastal state but did not received a reply within 5 minutes.</b></p>	<p>Normally waiting for the coastal states reply increases the general waiting time. VCatch server waits about 5 minutes for the reply. In case the reply has not been received after five minutes, the server will send you a grey circle to let you know, that at least your transmission has been received. As soon as the coastal states reply has been arrived, the circle will turn into green or red. As long as the circle remains grey you have to assume that the coastal state has not received your message. Action is required!</p> <p>If the symbol remains grey, please try as follows:</p> <ol style="list-style-type: none"> <li>1) Re-start vCatch, wait additional 5 minutes</li> <li>2) Re-send your message, if possible</li> <li>3) Ask for technical assistance</li> </ol>
	<p><b>The coastal state has rejected your message</b></p> <p>Your message has been rejected because of a strong validity check. Either your message contains an error or the coastal states server does not act according to agreements.</p>	<p><b>Action is required, deadlines must be met!</b></p> <p>Please open the details of the rejected entry and check for an error code. More information regarding these error codes can be found in the document 'Agreed Records'. Additionally you might receive an email containing more information about the problem.</p> <p>Check and correct your catch information and CREWS-messages and re-send. In case of need ask for technical assistance.</p>
	<p><b>Your CREWS-message has run into Time-Out</b></p>	Whenever there is a delay until a return message comes from Norway, the symbol will be yellow for 5 minutes and then turn to grey for 15 minutes and finally becomes black. A time-out error is displayed. The captain will not receive information whether his message has been acknowledged or rejected. He needs to ask on phone to prove the result.






## Symbols for cancellation of CREWS-messages

These symbols you receive when you cancel a CREWS message. (Available from vCatch 4.0)  
Please note that, according to the document "Agreed Records" only some CREWS-messages can be cancelled.

Symbol	Bedeutung	Aktion
	<b>Acknowledged CREWS-message</b>	Some CREWS-messages can be cancelled. Example: You have sent a COE-message to Norway in advance, but due to technical problems you need to return to port before you enter the Norwegian area.
	<b>Cancelled CREWS-message (still unsent)</b>	By right-clicking your mouse on the CREWS-message to be deleted, you open a popup-menu where you find the cancellation command. An orange bar will be displayed.
	<b>Order of symbols you should receive after sending the cancellation.</b> blue: has been sent yellow: sent to server green: NOR has confirmed	When you send the cancellation message, the symbol will change as usual. A yellow bar tells you that you have sent.  The server will forward your cancellation message to Norway. As soon as Norway has confirmed, you will see a green bar.
	<b>Cancellation has been rejected by Norway</b>	Please open the tree of the rejected message and check the error code. More information regarding these error codes can be found in the "Agreed Records". Additionally you might receive an email with further information regarding the error. Verify your cancellation-message. Call for technical assistance.
	<b>vCatch Server has received your cancellation request but did not received a return message from Norway within 5 minutes.</b>	Normally waiting for the coastal states reply increases the general waiting time. vCatch server waits about 5 minutes for the reply. In case the reply has not been received after five minutes, the server will send you a grey bar.
	<b>Your cancellation request has timed out.</b>  This happens, when the return message from Norway did not arrive within 20 minutes.	Whenever there is a delay until a return message comes from Norway, the symbol will be yellow for 5 minutes and then turn to grey for 15 minutes and finally becomes black. A time-out error is displayed. <b>Please inform BLE regarding this problem.</b> After the problem has been solved, your message needs to be re-sent manually in the server.

## Symbols for the evaluation of data connections



At the bottom of the main window there are further symbols indicating which transfer options you have.

Symbol	Meaning
	The Inmarsat-C connection is excellent
	The Inmarsat-C connection is good
	The Inmarsat-C connection might be sufficient
	The Inmarsat-C connection is insufficient
	No connection to an Inmarsat-C terminal or no signal is received from satellite

Normally, the signal strength indicator is green. Temporarily during a transfer when switching channels or shadowing can change color temporarily to yellow or red. Possibly lost data blocks are retransmitted automatically by the Inmarsat-C terminal.

If you continuously see a red or yellow signal strength indicator, there is a fault. Make sure that your Inmarsat-C system is connected and turned on. At the InfoBox at least two green LEDs are lit. In case of a signal shadow problem e.g. through a mast shade you can try if a change of vessel's course helps.

You can analyze Inmarsat problems in the menu "Help – Transceiver status..." There might be error messages or you can check transmit- and receive log.

Symbol	Meaning
	Internet connection is available
	No connection to Internet

On board fishing vessels different Internet connections are used, some via satellite, others on terrestrial mobile networks. Those connections are charged either as a flat rate, per amount of data or per minute. If the Internet connection does not work, please check your modem, antenna, SIM card, the registration status, radio coverage, the cable connections and possibly also if a firewall is blocking the connection.

**In the status bar of the vCatch window please also note the information regarding a new vCatch or lists version or reception of a personal message. Before each trip**

Ausgabe	Version	Dokumentenname/Zeichnungsnummer	Seite
02.03.2017	V4.1.0	Symbols.docx	5 von 6



please checked if the system is up to date or an update needs to be installed.

Ausgabe	Version	Dokumentenname/Zeichnungsnummer	Seite
02.03.2017	V4.1.0	Symbols.docx	6 von 6